

1. Start with paper white side up. Fold in half downwards.

2. Fold outer corners in to the centre.



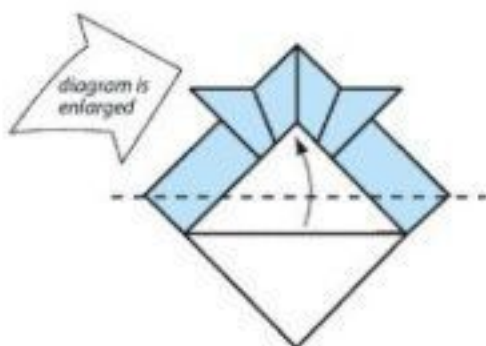
3. Fold top layer only upwards in half.



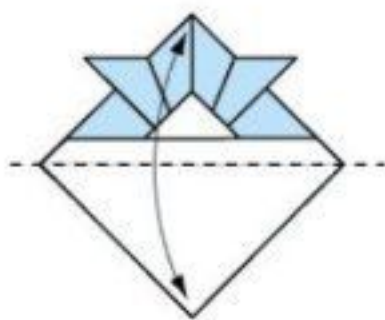
4. Fold top layers outwards along creases shown.



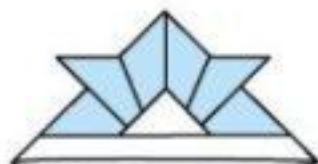
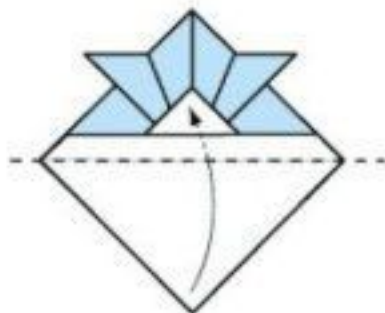
5. Fold top layer only upwards along the crease shown.



6. Fold same top layer upwards gain.



7. Fold the bottom layer upwards to crease, and open again.



8. Tuck this layer into the inside of hat.

Finished Samurai Hat.